



Rich Creams




Rich Creams



The luminous colour of sandstone cliffs, champagne, pearls, and a moonlit beach. Rich Creams are the new white and create homes of natural elegance.

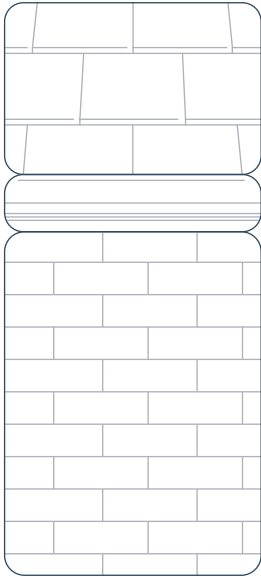


Inherently chic, uniting comfort with style, and with shades that range from ivory to vanilla, and nougat to porcelain, Rich Creams are the new white and create homes of natural elegance.



	Scheme No.1	Scheme No.2	Scheme No.3
Roof Tile	Nullarbor Sage	Horizon Mocha Choc	Nullarbor Latte
Gutter Fascia	Evening Haze Bushland	Classic Cream Jasper	Paperbark Jasper
Brick	Casa Porcelana Alternate Bricks Camello Chatswood	Sandstone Alternate Bricks Crema Porcelain	Seaforth Alternate Bricks Chatswood Porcelain
Your notes	<hr/>	<hr/>	<hr/>

My Choice No.1



My Roof Tile

Profile _____

Colour _____

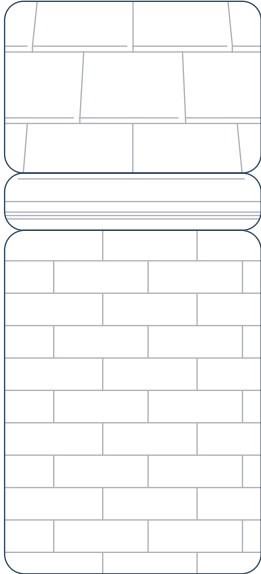


My Gutter + Fascia _____



My Brick

My Choice No.2



My Roof Tile

Profile _____

Colour _____



My Gutter + Fascia _____




My Brick

Colour your home with Rich Creams


Our colour experts and professionals have done the hard work and created three stunning and timeless schemes within Rich Creams that will ultimately make your choice easier. The featured schemes provide a starting point to help you on your way. Each one is made up of **60%** brick, **30%** roof tile and **10%** trim, such as gutters, fascia, doors and window frames. This breakdown represents the proportions of your house that will be taken up by these elements.

You may select a scheme straight away that is exactly what you are after, or you may wish to take a scheme as a base and then try our suggested alternates as part of it. Use the blank schemes to the left to note your preferred choices.

Roof Tile 30%



Gutter Fascia 10%



Brick 60%

